

Enter Your Organization's Name Here


# Getting Started At **shopwithscrip.com**



ShopWithScrip.com is the online ordering system that our organization uses to gather your scrip orders. This site offers you convenience – you can now order scrip from any internet-connected computer any time, anywhere.

## Who Can Use ShopWithScrip?

Any family can use ShopWithScrip – however, to place orders, you must first create a free account at ShopWithScrip.com and identify yourself as a member of our organization with the enrollment code shown below.



## How to Register

To register with ShopWithScrip, first open up your web browser, and go to [www.shopwithscrip.com](http://www.shopwithscrip.com). To register a new account, go to the orange **Member's Login** box on the right side, and click "Not a member? - Click Here".


Follow the simple registration instructions and accept the terms and conditions of using the site.

The next screen you will see is called "Join an Organization." Before you can place an order, you must enter our organization's enrollment code. By associating this code with your newly-created account, the ShopWithScrip system will correlate your shopping activity with our non-profit organization.

## Using ShopWithScrip.com

You can manage your account through the Account Dashboard. To access your Dashboard, click on the fifth tab, "My Account," at the top of any page.

From here, you can check your account activity, change your profile and password, add organizations you belong to, and read coordinator and site announcements.



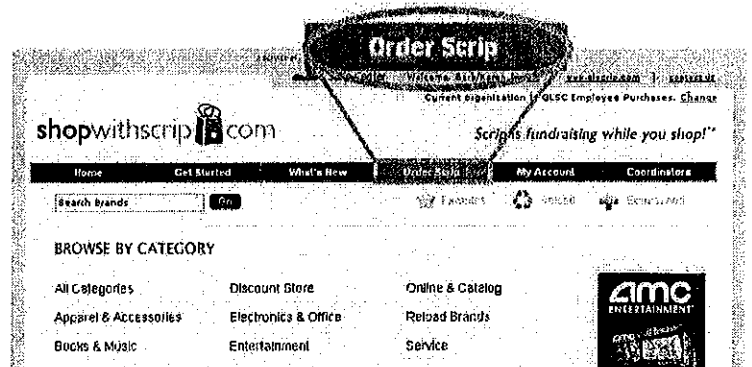
## Ordering Scrip

To order scrip, navigate to the order page by clicking "Order Scrip" at the top of any page.

ShopWithScrip has hundreds of retail brands available for order. Enter all or part of the product name in the "Search Brands" box or select a category and choose from products in the list. Many families have gift cards that they purchase regularly. You can add these items to a favorites list for easy ordering in the future.

Select the product you wish to purchase, enter the quantity, and click "Add to Cart." Continue shopping to purchase more items or, if you have completed your order, select "Cart/Proceed to Checkout." Review your order, select "Checkout," choose your payment method, and "confirm your order."

Finally, you will see an "order confirmation page." Print this order confirmation page, and submit it with your payment. This order confirmation page will also give you the opportunity to tell us how you would like to receive your order.



## ST. JOHNS LUTHERAN SCHOOL

ShopWithScrip Enrollment Code:  
421C2FBF6522

Scrip Program Coordinator:  
Mary Killian  
[scrip@stjohnswestbend.org](mailto:scrip@stjohnswestbend.org)

Happy ordering, Scrip Committee